


LASTING VALUE

Parquet on site



BAUWERK®

Parquet



Lasting value

LONGEVITY IN PERFORMANCE

By choosing Bauwerk, you are making a conscious decision to support sustainable values. Parquet by Bauwerk is 100% healthy living, and impresses with its outstanding functionality, with a look to match it.

Bauwerk's surface treatments are applied under controlled conditions at the factory. They protect the valuable wood from wear and dirt. To make sure that the look, functionality and protection of the parquet remain impeccable, we have assembled all the information on cleaning and care you will need.

Contents

- 04 General notes
- 06 Cleaning and care for natural-oiled parquet
- 10 Cleaning and care for lacquered parquet
- 12 Cleaning and care products
- 16 Ask Bauwerk
- 18 Bauwerk's values

PRESERVING THE VALUE OF THE PARQUET FLOOR

Few types of flooring have the longevity of parquet, and millions of square metres of parquet installed serve as tangible proof of its performance every day. A few simple measures go a long way to preserving the look and the functionality of the parquet over decades.

Initial treatment for joint protection

Thanks to its high precision, parquet by Bauwerk creates a seamless surface when installed. However, small gaps can naturally appear due to the shrinking and swelling of the wood in winter. We recommend initial treatment of the parquet once it is installed to prevent its edge and joint areas from the ingress of dirt and moisture; this should be done by your installation partner. Bauwerk Care Oil or solvent-free Bauwerk Care Oil Eco is best for natural-oiled floors. Bauwerk Care Oil Plus is the optimum choice for floors that see much use. Bauwerk Wax Polish should be used for lacquered and matte-lacquered floors. Only the Bauwerk Parquet Care Eco product may be used for the initial treatment of B-Protect® surfaces.

Surface protection

There are a few things you can do to prevent parquet from unnecessary wear:

- › An effective dirt barrier at the entrance (such as a grate, a rough doormat, or a textile mat) will prevent dirt and sand from reaching the parquet floor.
- › Soft felt gliders under furniture, and the legs of chairs and tables will protect against dents and scratches; felt gliders must be cleaned regularly.
- › Use soft chair castors and clean them regularly.
- › With intensive local use, e.g. with a castor chair, we recommend putting a standard protective mat made out of a plasticiser-free plastic on the floor.
- › Adhesive tape for attaching cover material must not be bonded directly onto the surface of the parquet, as this can result in damage to the surface treatment.
- › Any liquids that end up on the floor must be absorbed and removed immediately.

The optimum room climate

- › Maintaining a healthy room climate, with an ambient temperature of 20 to 22 °C and 35–65 % relative humidity during the heating period, is essential for preserving the quality of the parquet floor and the well-being of the people in the room.
- › Humidification of the air and a healthy room climate prevent the occurrence of gaps at the joints due to shrinking and swelling of the wood during the heating period.
- › With parquet that has underfloor heating, the surface temperature must not exceed 29 °C.

Using water and cleaning apparatus

Lacquered and natural-oiled parquet floors by Bauwerk can be mechanically cleaned using modern scrubber-drier machines. However, caution is recommended with beech and acacia floors. Please follow the manufacturer's instructions on the use of the devices with parquet floors. In general, you should keep the following in mind:

- › Moist cleaning is not a problem for parquet by Bauwerk; however, do not flood the floor with water, and do eliminate any pools of stagnant water.
- › We advise against the use of steam cleaners.
- › Use cotton wipes, or non-abrasive microfibre wipes and machine pads suitable for parquet.

Appropriate cleaning and care products

As a system provider, Bauwerk supplies all of its floors with the best products for easy and uncomplicated cleaning and care. These products have been thoroughly tested, and are well-proven in practice, making it possible for us to recommend them. We make no guarantees if you use any other products. The use of all-purpose cleaning agents containing ammonia should be avoided.

Cleaning and care products



You can buy our cleaning and care products (also available in sets), as well as various accessories in our Parquet Worlds, from our installer partners, or directly via our online shop.

shop.bauwerk-parkett.com



Deep impregnation with purely oxidation-drying natural oil nourishes and protects the wood from the inside out. The breathable, dull-matte surface lends itself well to partial renovation.

Reference: Hotel Waldstätterhof (CH) | Product: Villapark, Oak smoked | Photo: Stefan Küng

Cleaning and care

FOR NATURAL-OILED PARQUET

Regular cleaning and care of the parquet's surface protect the layer of oil, slowing down wear and refreshing the look of heavily-used parquet. The cleaning and care products listed below were designed specifically for natural-oiled surfaces by Bauwerk.

Cleaning

Dry cleaning: loose dirt can be removed with a broom, cleaning mop or vacuum cleaner.

Wet cleaning: more persistent dirt should be removed using a moist cleaning cloth. Regular cleaning can be carried out using a cleaning mop, a single-disk machine, or an appropriate scrubber-drier machine. Ammonia-free cleaning agents, such as Bauwerk Parquet Cleaner, may be added to the water.

Full cleaning: If the parquet floor is extremely dirty, or the surface has accumulated multiple layers of care products over time, Bauwerk Intensive Cleaner can be used to perform full cleaning of the parquet. Bauwerk Intensive Cleaner can also be applied locally (e.g. on stains). Once you remove the bulk of the dirt using a broom, mop or vacuum cleaner, evenly apply a thin layer of undiluted Bauwerk Intensive Cleaner onto the floor. After a brief exposure period, the layer of dirt can be loosened and removed with a mop, single-disk machine or scrubber-drier machine. Wipe the parquet surface again using clean water, and let it dry. After full/intensive cleaning, natural-oiled surfaces must be treated with care oil again.

Care

Mop care: Bauwerk has developed a concentrated care product for the ongoing care of natural-oiled floors, which helps with the saturation of surfaces that see light use. The Bauwerk Mop Care product can be added to the mopping water. You can walk on the surfaces again once the floor dries after around 1 hour.

Oil care: To provide sufficient care for heavily used floors and refresh their surfaces, Bauwerk recommends using Bauwerk Care Oil, available in a number of colours. Apply undiluted Bauwerk Care Oil onto a clean, dry floor, and spread the product in a thin layer using a cleaning mop or single-disk machine (with a soft pad). Any excess product can be removed with an absorbent, lint-free cotton cloth. You can walk on the parquet again after a drying time of 3 to 4 hours.

Intensive oil care: Areas that see heavy use (such as restaurants, shops or multipurpose halls) can be treated using Bauwerk Care Oil Plus instead of the standard Bauwerk Care Oil. Such intensive care should be handled by trained specialists. Apply an even, thin layer of undiluted Care Oil Plus onto a clean, dry floor, and work it in using a single-disk machine (soft pad) until you cannot see any trace of the pad in the oil film. Any excess can be removed with an absorbent, lint-free cotton cloth. You can walk on the parquet again after a drying time of 5 to 6 hours.

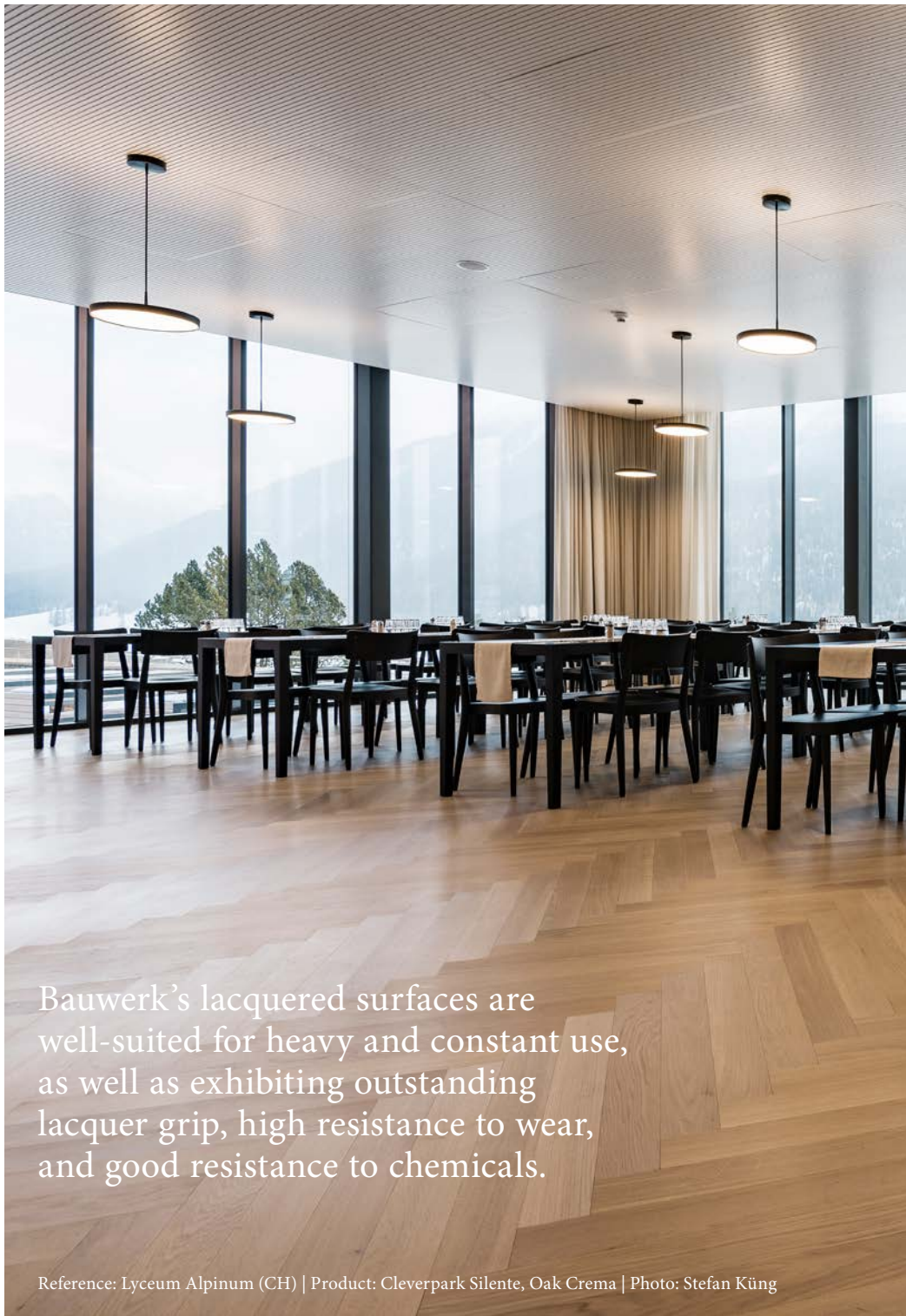


Care oil matrix

Bauwerk recommends matching the colour of the oil to that of your parquet.

Alternatively, solvent-free Bauwerk Care Oil Eco can be used. Use white Care Oil Eco for Farina surfaces, and colourless Care Oil Eco for any other floors.

	Colourless	White	Beige	Grey	Light brown	Golden brown	Brown	Black
Oak	available as Care oil and Care oil Plus							
Oak black limed	available as Care oil and Care oil Plus							
Oak slightly smoked	available as Care oil and Care oil Plus							
Oak Nuvola	available as Care oil and Care oil Plus							
Oak Roccia	available as Care oil and Care oil Plus							
Oak Avorio		available as Care oil and Care oil Plus						
Oak Farina		available as Care oil and Care oil Plus						
Oak smoked Farina		available as Care oil and Care oil Plus						
Oak Avena			available as Care oil					
Oak Caffelatte			available as Care oil					
Oak Creta			available as Care oil					
Oak Fango used-look			available as Care oil					
Oak slightly smoked Canneto			available as Care oil					
Oak Sasso				available as Care oil and Care oil Plus				
Oak Silver				available as Care oil and Care oil Plus				
Oak Deserto used-look					available as Care oil			
Oak slightly smoked Cacao					available as Care oil			
Oak Ambra					available as Care oil			
Oak Fumo					available as Care oil			
Oak Gold						available as Care oil and Care oil Plus		
Oak Mandorla						available as Care oil and Care oil Plus		
Oak Tabacco used-look						available as Care oil and Care oil Plus		
Oak slightly smoked Terra						available as Care oil and Care oil Plus		
Oak smoked Lava						available as Care oil and Care oil Plus		
Oak smoked							available as Care oil	Alternative: colours more intense than brown
Acacia steamed							available as Care oil	Alternative: colours more intense than brown
Cherry American							available as Care oil	
Walnut American							available as Care oil	Alternative: colours more intense than brown
Oak Caffè							available as Care oil	
Oak Fulvo							available as Care oil	



Bauwerk's lacquered surfaces are well-suited for heavy and constant use, as well as exhibiting outstanding lacquer grip, high resistance to wear, and good resistance to chemicals.

Reference: Lyceum Alpinum (CH) | Product: Cleverpark Silente, Oak Crema | Photo: Stefan Küng

Cleaning and care

FOR LACQUERED PARQUET

Regular cleaning protects the lacquer, slows its wear and restores the look of heavily used parquet surfaces. The cleaning and care products listed below were designed specifically for lacquered, matte-lacquered and B-Protect® surfaces by Bauwerk.

Cleaning

Dry cleaning: loose dirt can be removed with a broom, cleaning mop or vacuum cleaner.

Wet cleaning: more persistent dirt should be removed using a moist cleaning cloth.

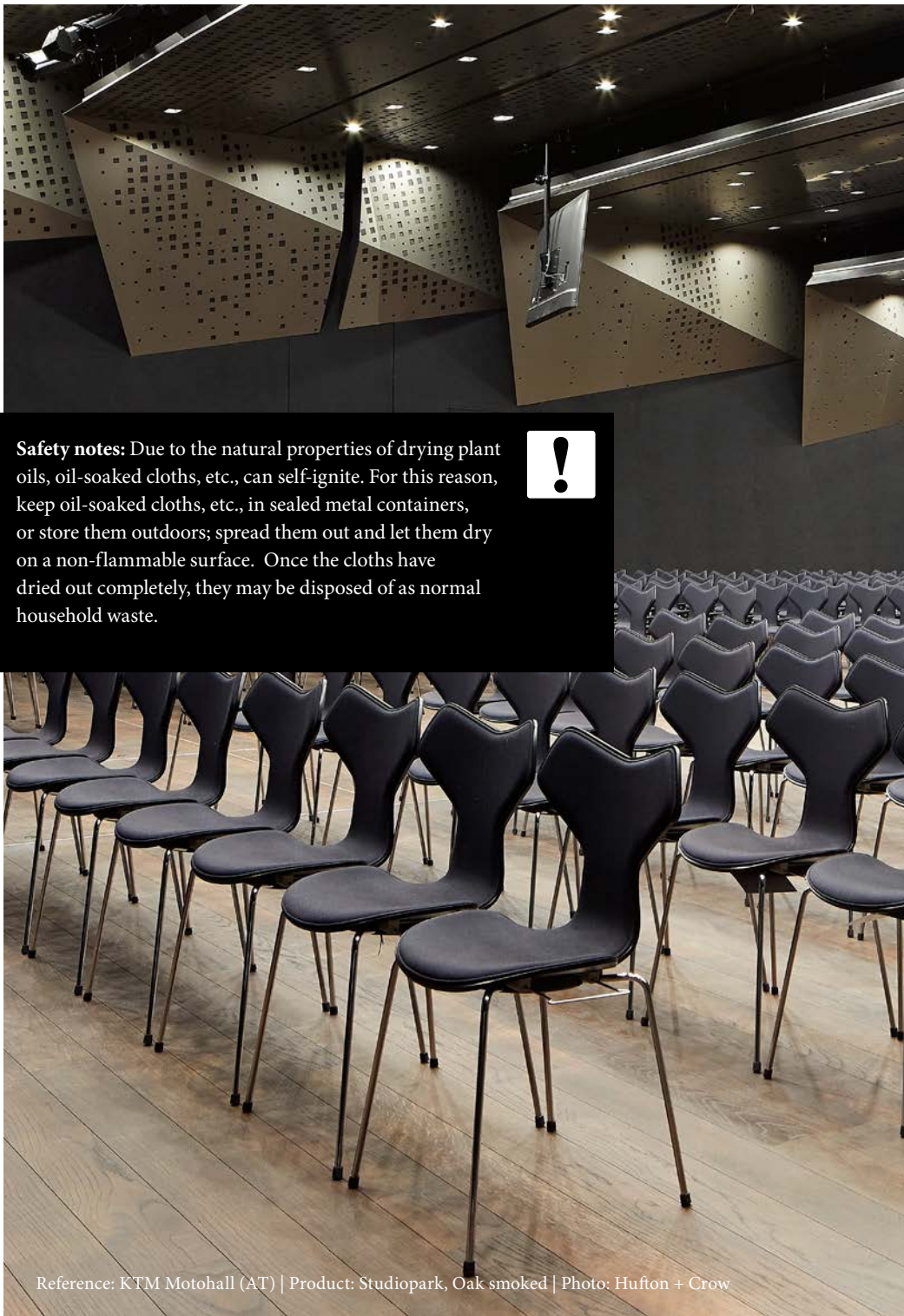
Regular cleaning can be carried out using a cleaning mop, a single-disk machine, or an appropriate scrubber-drier machine. Ammonia-free cleaning agents, such as Bauwerk Parquet Cleaner, may be added to the water.

Full cleaning: If the parquet floor is extremely dirty, or the surface has accumulated multiple layers of care products over time, the Bauwerk Intensive Cleaner can be used to perform full cleaning of the parquet. Bauwerk Intensive Cleaner can also be applied locally (e.g. on stains). Once you remove the bulk of the dirt using a broom, mop or vacuum cleaner, evenly apply a thin layer of undiluted Bauwerk Intensive Cleaner onto the floor. After a brief exposure period, the layer of dirt can be loosened and removed with a mop, single-disk machine or scrubber-drier machine. Wipe the parquet surface again using clean water, and let it dry.

Care

Parquet care: Lacquered, matte-lacquered and B-Protect® floors can be freshened up using Bauwerk Parquet Care Oil Eco. Apply undiluted Care Oil Eco onto a clean, dry floor, and spread the product in a thin layer using a cleaning mop or a single-disk machine (with a soft pad). You can walk on the surfaces again once the floor dries after around 1 hour.

Intensive parquet care: for lacquered and matte-lacquered areas with heavy use. (e.g. offices, restaurants, shops, multipurpose halls), you can use Bauwerk Wax Polish as an alternative to Parquet Care Eco. Such intensive care should be handled by trained specialists, and it is not suited to B-Protect® surfaces. Apply a thin, even layer of undiluted Bauwerk Wax Polish onto a clean, dry floor, work it in using a single-disk machine (with a soft pad), and polish the surface up after a drying period of around 20 minutes. Once this has been done, the floor can be walked on again.



Safety notes: Due to the natural properties of drying plant oils, oil-soaked cloths, etc., can self-ignite. For this reason, keep oil-soaked cloths, etc., in sealed metal containers, or store them outdoors; spread them out and let them dry on a non-flammable surface. Once the cloths have dried out completely, they may be disposed of as normal household waste.



Cleaning and care products

FOR EVERY SITUATION AND FOR EVERY PARQUET

The recommended frequency of care procedures varies, which depends on how much use the floor sees. Your contact person will be happy to provide a specific recommendation for your property.

Cleaning products for all surfaces:

Maintenance cleaning

Bauwerk Parquet Cleaner

- › for regular cleaning
- › dilute with water



Basic cleaning

Bauwerk Intensive Cleaner

- › for basic cleaning (e.g. removal of old care layers) and for heavy soiling
- › apply undiluted



Stain removal

Bauwerk Universal Spot Remover Spray

- › for removing difficult stains
- › apply undiluted



Does not violate any exclusion criteria of MINERGIE-ECO



Surface wiper



Single disc machine



Cleaning pad (red)

○ Polishing pad (white)



Scrubbing machine

Maintenance for natural oiled surfaces:

Wipe care

Bauwerk Wipe care

- › nourishes the surface
- › for all natural oil surfaces
- › dilute with water



Oil Care Eco

Bauwerk Care Oil Eco

- › protects the surface
- › for normally stressed natural oil surfaces
- › apply pure



Oil Care

Bauwerk Care Oil

- › protects the surface
- › for normally stressed natural oil surfaces (e.g. living area, office space)
- › apply pure



Intensive oil care

Bauwerk Care Oil «Plus»

- › protects the surface more intensively
- › for heavily used natural oil surfaces (e.g. store, restaurant)
- › apply pure



Stain removal

Bauwerk Tannin Spot Remover

- › removes dark spots using an acid/water reaction
- › apply neatly



Intensive stain removal

Universal Stain Remover Plus

- › removes severe soiling, e.g. grease and oil stains
- › dilute in water or apply neatly



Maintenance for lacquered surfaces:

Maintenance care

Bauwerk Parquet Care Eco

- › protects edges and surfaces
- › for normally stressed, lacquered, matt lacquered and B-Protect® surfaces (e.g. living areas, offices)
- › apply undiluted



Maintenance care intensive

Bauwerk Wax Polish

- › intensive protection
- › for heavily used sealed and matt lacquered surfaces (e.g. store, restaurant). Not suitable for B-Protect® surfaces
- › apply undiluted



Examples of cleaning and maintenance frequencies

	Bedroom	Office	Store, Restaurant
Wet cleaning	monthly	weekly	twice a week
Wipe care		monthly	twice a month
Care & Care intensive	every 2 years	annual	2 times a year



Does not violate any exclusion criteria of MINERGIE-ECO



Surface wiper



Single disc machine



Cleaning pad (red)

○ Polishing pad (white)



Scrubbing machine

For more than 85 years, we have been producing parquet floors with reliability and precision that live up to the highest expectations, and we are proud of our Swiss origins. More than 60 % of our product range is made in St. Margrethen.



Ask Bauwerk

FIND OUT EVERYTHING WORTH KNOWING ABOUT PARQUET

As a manufacturer, Bauwerk delivers not only the right product, but also the right answers. Bauwerk's specialists are always there for you if you have any questions.

We provide a service that is custom-tailored to you

As the manufacturer, Bauwerk offers a direct line to its application engineering specialists for those with questions about technical applications and repairs.

If you have questions about cleaning and caring for parquet, feel free to ask at a Bauwerk Parquet World or get in touch with your contact person.

You can also read up on interesting facts about parquet here:
bauwerk-parkett.com/en/know-how




Bauwerk values

FOR THIS WE STAND



PERSONAL WELL-BEING

Bauwerk's wooden floors introduce a true piece of nature to your home, bringing warmth to your everyday life. Its palpable natural character appeals to all senses and creates a healthy, perfectly balanced atmosphere of well-being in every room.



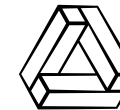
SWISS PRECISION

Our ideas and work have always been marked by passion, precision and care. This is how we make top-quality parquet to meet the highest expectations. Every floor made by Bauwerk is a result of decades of experience and the closest attention to detail. These traits make our floors unique, life-long companions.



INGENIOUS DESIGN

Thanks to our flair for aesthetics and a strong sense of intelligent functionality, we highlight and reimagine the unrivalled features of authentic wood. This is how Bauwerk makes parquet to suit personal needs: clear, valuable, timeless.



INNOVATIVE PARQUET SOLUTIONS

For us, innovation means continuously looking at wood in new ways — as a full product solution and in terms of our customer service, care and renovation. However, our goal is always the same: making floors that provide an unforgettable living experience.

Information about the project

Name of the building

Zip code/City

Street/No.

Apartment

Parquet product 1

Article number (8 digits)

Format

Wood type

Colour

Grading

Surface

natural oiled mat lacquered

B-Protect* lacquered

Bauwerk ID (12 digits)

Parquet product 2

Article number (8 digits)

Format

Wood type

Colour

Grading

Surface

natural oiled mat lacquered

B-Protect* lacquered

Bauwerk ID (12 digits)

Installation partner

Date of purchase

Date of installation

Switzerland and world

T +41 71 747 74 74
info@bauwerk.com

Germany

T +49 7471 70 00
bodshausen@bauwerk.com

Austria

T +43 662 873 871 0
salzburg@bauwerk.com

France

T +33 479 34 17 12
france@bauwerk.com